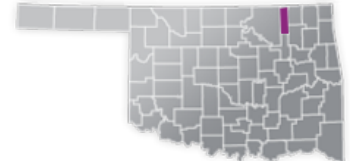




## WASHINGTON COUNTY

COUNTY SEAT:  
BARTLESVILLE

QUALITY RANK: 9



### NEED: CHILDREN NEEDING CARE WHILE PARENTS WORK

AGE	CHILD POPULATION	CHILDREN WITH WORKING PARENTS	
	NUMBER	NUMBER	PERCENT
0-5	3,543	2,042	57.6%
6-12	4,633	3,454	74.5%
0-12	8,176	5,496	67.2%

### AVAILABILITY: LICENSED CHILD CARE

	NUMBER OF FACILITIES	TOTAL CAPACITY	DHS SUBSIDY
COUNTY TOTAL	26	1,177	n/a
CENTERS	n/a	n/a	n/a
HOMES	n/a	n/a	n/a

### AFFORDABILITY: CHILD CARE COST

CENTERS AVERAGE FULL-TIME WEEKLY		HOMES AVERAGE FULL-TIME WEEKLY	
UNDER 1	\$165.16	UNDER 1	\$131.83
1 YEAR	\$148.61	1 YEAR	\$131.83
2 YEARS	\$142.69	2 YEARS	\$127.87
3 YEARS	\$133.22	3 YEARS	\$127.43
4-5 YEARS	\$120.47	4-5 YEARS	\$126.54
KINDERGARTEN+	\$113.64	KINDERGARTEN+	\$136.37

4.5% of children whose parents work receive child care paid for by OKDHS subsidy.

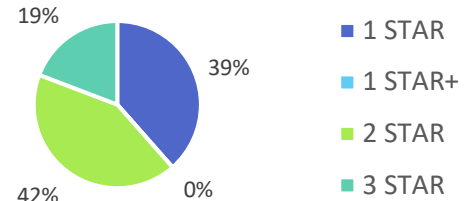
n/a: no facilities operate in the county, - no data reported for county

### EARLY EDUCATION

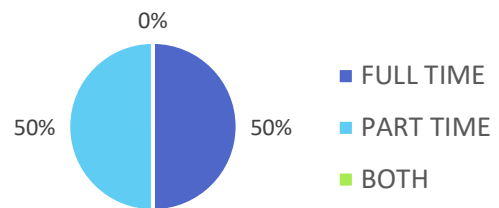
AGE	4 YEAR OLD PRE-KINDERGARTEN		KINDERGARTEN	
	½ DAY	FULL DAY	½ DAY	FULL DAY
# OF SITES	2	9	1	9
# ENROLLED	3	569	3	563

86% of 4 year olds are enrolled in a full or part day Pre-K program.  
92.2% of 5 year olds are enrolled in a full or part day Kindergarten program.

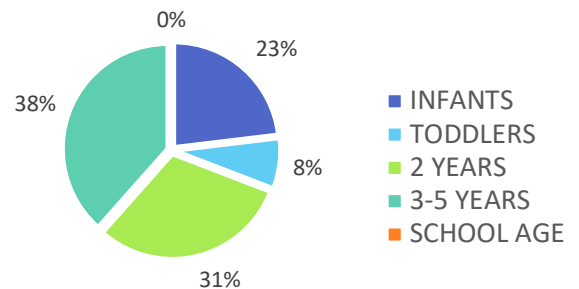
### QUALITY: STAR RATINGS FOR CHILD CARE FACILITIES



### AMOUNT OF CARE SOUGHT



### AGES FOR WHOM CARE IS SOUGHT



### NON-TRADITIONAL SCHEDULES SOUGHT

