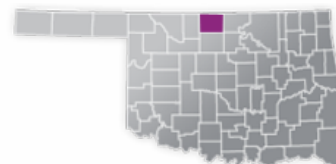




## GRANT COUNTY

COUNTY SEAT: MEDFORD

QUALITY RANK: 53



### NEED: CHILDREN NEEDING CARE WHILE PARENTS WORK

AGE	CHILD POPULATION	CHILDREN WITH WORKING PARENTS	
	NUMBER	NUMBER	PERCENT
0-5	340	193	56.8%
6-12	411	317	77.1%
0-12	751	510	67.9%

### AVAILABILITY: LICENSED CHILD CARE

	NUMBER OF FACILITIES	TOTAL CAPACITY	DHS SUBSIDY
COUNTY TOTAL	3	22	33.3%
CENTERS	1	8	0.0%
HOMES	2	14	50.0%

### AFFORDABILITY: CHILD CARE COST

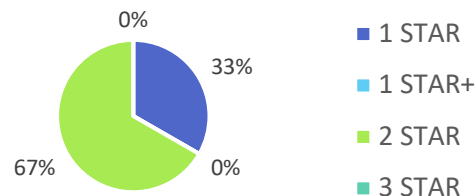
CENTERS AVERAGE FULL-TIME WEEKLY		HOMES AVERAGE FULL-TIME WEEKLY	
UNDER 1	-	UNDER 1	\$134.00
1 YEAR	-	1 YEAR	\$134.00
2 YEARS	-	2 YEARS	\$128.75
3 YEARS	-	3 YEARS	\$123.75
4-5 YEARS	-	4-5 YEARS	\$123.75
KINDERGARTEN+	-	KINDERGARTEN+	-
0.6% of children whose parents work receive child care paid for by OKDHS subsidy.			
n/a: no facilities operate in the county, - no data reported for county			

### EARLY EDUCATION


AGE	4 YEAR OLD PRE-KINDERGARTEN		KINDERGARTEN	
	½ DAY	FULL DAY	½ DAY	FULL DAY
# OF SITES	0	3	0	3
# ENROLLED	0	56	0	52
82.4% of 4 year olds are enrolled in a full or part day Pre-K program. 108.3% of 5 year olds are enrolled in a full or part day Kindergarten program.				

### QUALITY:


#### STAR RATINGS FOR CHILD CARE FACILITIES



#### AMOUNT OF CARE SOUGHT



#### AGES FOR WHOM CARE IS SOUGHT



#### NON-TRADITIONAL SCHEDULES SOUGHT

