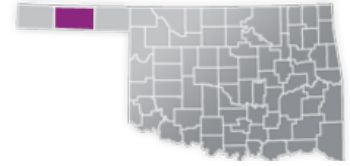




## TEXAS COUNTY

COUNTY SEAT: GUYMON

QUALITY RANK: 66



### NEED: CHILDREN NEEDING CARE WHILE PARENTS WORK

AGE	CHILD POPULATION	CHILDREN WITH WORKING PARENTS	
	NUMBER	NUMBER	PERCENT
0-5	1,898	1,276	67.2%
6-12	2,350	1,565	66.6%
0-12	4,248	2,841	66.9%

### AVAILABILITY: LICENSED CHILD CARE

	NUMBER OF FACILITIES	TOTAL CAPACITY	DHS SUBSIDY
COUNTY TOTAL	20	291	n/a
CENTERS	n/a	n/a	n/a
HOMES	n/a	n/a	n/a

### AFFORDABILITY: CHILD CARE COST

CENTERS AVERAGE FULL-TIME WEEKLY		HOMES AVERAGE FULL-TIME WEEKLY	
UNDER 1	\$155.00	UNDER 1	\$121.36
1 YEAR	\$155.00	1 YEAR	\$121.92
2 YEARS	\$155.00	2 YEARS	\$121.92
3 YEARS	\$142.50	3 YEARS	\$125.77
4-5 YEARS	\$130.00	4-5 YEARS	\$121.92
KINDERGARTEN+	\$0.00	KINDERGARTEN+	\$106.67

1.9% of children whose parents work receive child care paid for by OKDHS subsidy.

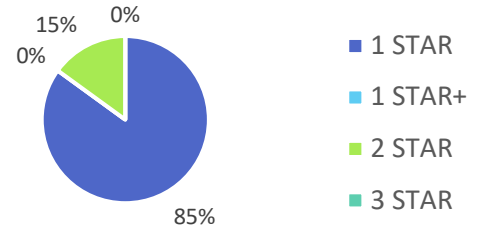
n/a: no facilities operate in the county, - no data reported for county

### EARLY EDUCATION

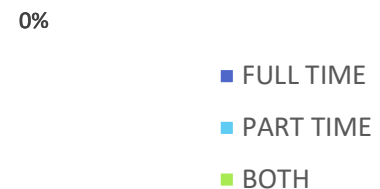
AGE	4 YEAR OLD PRE-KINDERGARTEN		KINDERGARTEN	
	½ DAY	FULL DAY	½ DAY	FULL DAY
# OF SITES	3	8	0	11
# ENROLLED	208	60	0	356

78.1% of 4 year-olds are enrolled in a full or part day Pre-K program.  
107.2% of 5 year-olds are enrolled in a full or part day Kindergarten program.

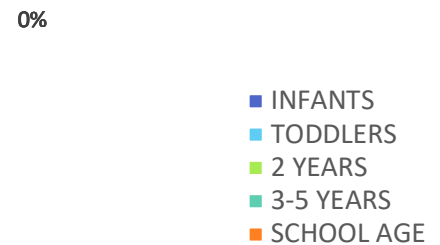
### QUALITY: STAR RATINGS FOR CHILD CARE FACILITIES



### AMOUNT OF CARE SOUGHT



### AGES FOR WHOM CARE IS SOUGHT



### NON-TRADITIONAL SCHEDULES SOUGHT

