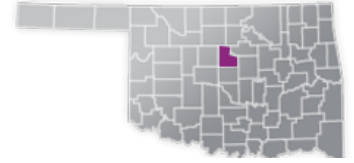




LOGAN COUNTY

COUNTY SEAT: GUTHRIE

QUALITY RANK: 55



NEED: CHILDREN NEEDING CARE WHILE PARENTS WORK

AGE	CHILD POPULATION	CHILDREN WITH WORKING PARENTS	
	NUMBER	NUMBER	PERCENT
0-5	3,190	1,925	60.3%
6-12	4,116	2,953	71.8%
0-12	7,306	4,878	66.8%

AVAILABILITY: LICENSED CHILD CARE

	NUMBER OF FACILITIES	TOTAL CAPACITY	DHS SUBSIDY
COUNTY TOTAL	17	387	n/a
CENTERS	n/a	n/a	n/a
HOMES	n/a	n/a	n/a

AFFORDABILITY: CHILD CARE COST

CENTERS AVERAGE FULL-TIME WEEKLY		HOMES AVERAGE FULL-TIME WEEKLY	
UNDER 1	\$161.25	UNDER 1	\$140.50
1 YEAR	\$159.58	1 YEAR	\$138.50
2 YEARS	\$146.25	2 YEARS	\$138.50
3 YEARS	\$140.94	3 YEARS	\$137.50
4-5 YEARS	\$126.56	4-5 YEARS	\$137.50
KINDERGARTEN+	\$92.81	KINDERGARTEN+	\$136.67

3.2% of children whose parents work receive child care paid for by OKDHS subsidy.

n/a: no facilities operate in the county, - no data reported for county

EARLY EDUCATION

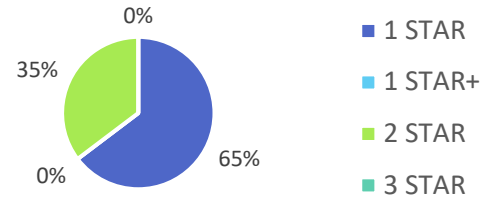
AGE	4 YEAR OLD PRE-KINDERGARTEN		KINDERGARTEN	
	½ DAY	FULL DAY	½ DAY	FULL DAY
# OF SITES	4	5	0	7
# ENROLLED	127	115	0	369

40.6% of 4 year olds are enrolled in a full or part day Pre-K program.

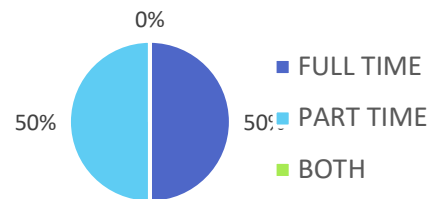
60.0% of 5 year olds are enrolled in a full or part day Kindergarten program.

QUALITY:

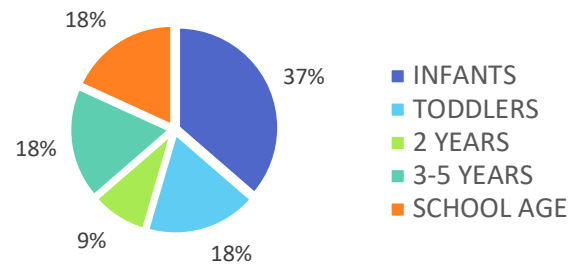
STAR RATINGS FOR CHILD CARE FACILITIES



AMOUNT OF CARE SOUGHT



AGES FOR WHOM CARE IS SOUGHT



NON-TRADITIONAL SCHEDULES SOUGHT

