



## ATOKA COUNTY

COUNTY SEAT: ATOKA

QUALITY RANK: 27



### NEED: CHILDREN NEEDING CARE WHILE PARENTS WORK

AGE	CHILD POPULATION	CHILDREN WITH WORKING PARENTS	
	NUMBER	NUMBER	PERCENT
0-5	903	632	70%
6-12	1,293	832	64.4%
0-12	2,196	1,464	66.7%

### AVAILABILITY: LICENSED CHILD CARE

	NUMBER OF FACILITIES	TOTAL CAPACITY	DHS SUBSIDY
COUNTY TOTAL	9	333	66.7%
CENTERS	6	302	50%
HOMES	3	31	100%

### AFFORDABILITY: CHILD CARE COST

CENTERS AVERAGE FULL-TIME WEEKLY		HOMES AVERAGE FULL-TIME WEEKLY	
UNDER 1	\$138.33	UNDER 1	\$95.00
1 YEAR	\$130.83	1 YEAR	\$95.00
2 YEARS	\$124.17	2 YEARS	\$90.00
3 YEARS	\$121.67	3 YEARS	\$90.00
4-5 YEARS	\$137.50	4-5 YEARS	n/a
KINDERGARTEN+	\$137.50	KINDERGARTEN+	n/a

7.2% of children whose parents work receive child care paid for by OKDHS subsidy.

n/a: no facilities operate in the county, - no data reported for county

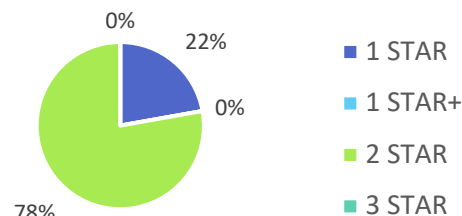
### EARLY EDUCATION

AGE	4 YEAR OLD PRE-KINDERGARTEN		KINDERGARTEN	
	½ DAY	FULL DAY	½ DAY	FULL DAY
# OF SITES	0	6	0	6
# ENROLLED	0	172	0	176


93% of 4 year olds are enrolled in a full or part day Pre-K program.

104.1% of 5 year olds are enrolled in a full or part day Kindergarten program.

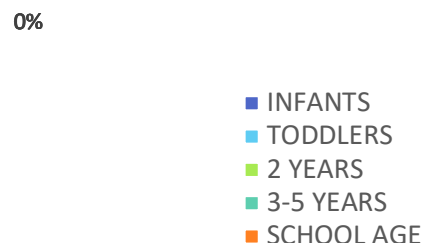
### QUALITY: STAR RATINGS FOR CHILD CARE FACILITIES



### AMOUNT OF CARE SOUGHT



### AGES FOR WHOM CARE IS SOUGHT



### NON-TRADITIONAL SCHEDULES SOUGHT

