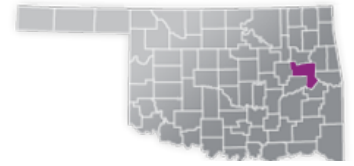


MUSKOGEE COUNTY

COUNTY SEAT: MUSKOGEE

QUALITY RANK: 27



NEED: CHILDREN NEEDING CARE WHILE PARENTS WORK

AGE	CHILD POPULATION	CHILDREN WITH WORKING PARENTS	
	NUMBER	NUMBER	PERCENT
0-5	5,282	3,165	59.9%
6-12	6,844	4,634	67.7%
0-12	12,126	7,799	64.3%

AVAILABILITY: LICENSED CHILD CARE

	NUMBER OF FACILITIES	TOTAL CAPACITY	DHS SUBSIDY
COUNTY TOTAL	51	1,627	n/a
CENTERS	n/a	n/a	n/a
HOMES	n/a	n/a	n/a

AFFORDABILITY: CHILD CARE COST

CENTERS AVERAGE FULL-TIME WEEKLY		HOMES AVERAGE FULL-TIME WEEKLY	
UNDER 1	\$175.04	UNDER 1	\$123.28
1 YEAR	\$159.65	1 YEAR	\$123.09
2 YEARS	\$152.61	2 YEARS	\$120.00
3 YEARS	\$148.68	3 YEARS	\$120.00
4-5 YEARS	\$132.15	4-5 YEARS	\$111.86
KINDERGARTEN+	\$124.90	KINDERGARTEN+	\$108.50

6.9% of children whose parents work receive child care paid for by OKDHS subsidy.

n/a: no facilities operate in the county, - no data reported for county

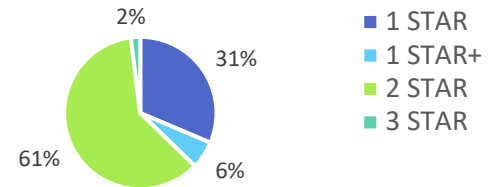
EARLY EDUCATION

AGE	4 YEAR OLD PRE-KINDERGARTEN		KINDERGARTEN	
	½ DAY	FULL DAY	½ DAY	FULL DAY
# OF SITES	0	12	0	17
# ENROLLED	0	774	0	924

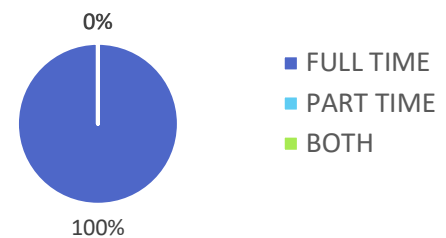
81.9% of 4 year olds are enrolled in a full or part day Pre-K program.

91.3% of 5 year olds are enrolled in a full or part day Kindergarten program.

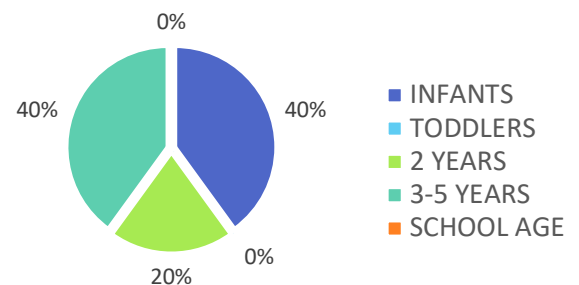
QUALITY: STAR RATINGS FOR CHILD CARE FACILITIES



AMOUNT OF CARE SOUGHT



AGES FOR WHOM CARE IS SOUGHT



NON-TRADITIONAL SCHEDULES SOUGHT

