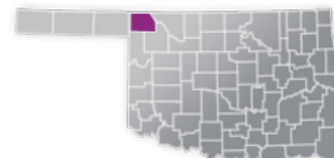




HARPER COUNTY

COUNTY SEAT: HARPER

QUALITY RANK: 58



NEED: CHILDREN NEEDING CARE WHILE PARENTS WORK

AGE	CHILD POPULATION	CHILDREN WITH WORKING PARENTS	
	NUMBER	NUMBER	PERCENT
0-5	363	184	50.7%
6-12	329	167	50.7%
0-12	692	351	50.7%

AVAILABILITY: LICENSED CHILD CARE

	NUMBER OF FACILITIES	TOTAL CAPACITY	DHS SUBSIDY
COUNTY TOTAL	3	36	33.3%
CENTERS	1	22	100%
HOMES	2	14	0%

AFFORDABILITY: CHILD CARE COST

CENTERS AVERAGE FULL-TIME WEEKLY		HOMES AVERAGE FULL-TIME WEEKLY	
UNDER 1	\$100	UNDER 1	\$90
1 YEAR	\$100	1 YEAR	\$102.50
2 YEARS	\$100	2 YEARS	\$106.67
3 YEARS	\$100	3 YEARS	\$100
4-5 YEARS	\$100	4-5 YEARS	\$100
KINDERGARTEN+	-	KINDERGARTEN+	\$101.67

1.1% of children whose parents work receive child care paid for by OKDHS subsidy.

n/a: no facilities operate in the county, - no data reported for county

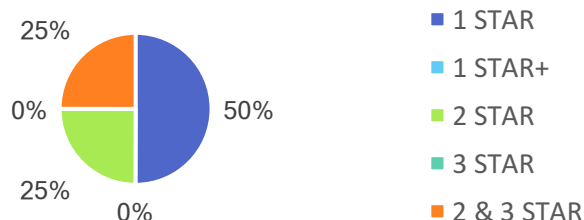
EARLY EDUCATION

AGE	4 YEAR OLD PRE-KINDERGARTEN		KINDERGARTEN	
	½ DAY	FULL DAY	½ DAY	FULL DAY
# OF SITES	1	1	0	2
# ENROLLED	29	23	0	57


100% of 4 year olds are enrolled in a full or part day Pre-K program.

100.0% of 5 year olds are enrolled in a full or part day Kindergarten program.


QUALITY: STAR RATINGS FOR CHILD CARE FACILITIES



AMOUNT OF CARE SOUGHT



AGES FOR WHOM CARE IS SOUGHT



NON-TRADITIONAL SCHEDULES SOUGHT

