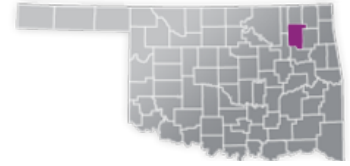




ROGERS COUNTY

COUNTY SEAT:
CLAREMORE

QUALITY RANK: 11



NEED: CHILDREN NEEDING CARE WHILE PARENTS WORK

AGE	CHILD POPULATION	CHILDREN WITH WORKING PARENTS	
	NUMBER	NUMBER	PERCENT
0-5	6,147	3,691	60.0%
6-12	9,181	6,389	69.6%
0-12	15,328	10,080	65.8%

AVAILABILITY: LICENSED CHILD CARE

	NUMBER OF FACILITIES	TOTAL CAPACITY	DHS SUBSIDY
COUNTY TOTAL	31	1,630	n/a
CENTERS	n/a	n/a	n/a
HOMES	n/a	n/a	n/a

AFFORDABILITY: CHILD CARE COST

CENTERS AVERAGE FULL-TIME WEEKLY		HOMES AVERAGE FULL-TIME WEEKLY	
UNDER 1	\$176.31	UNDER 1	\$140.83
1 YEAR	\$162.31	1 YEAR	\$131.43
2 YEARS	\$145.50	2 YEARS	\$129.29
3 YEARS	\$134.41	3 YEARS	\$129.29
4-5 YEARS	\$117.00	4-5 YEARS	\$125.71
KINDERGARTEN+	\$106.47	KINDERGARTEN+	\$122.50

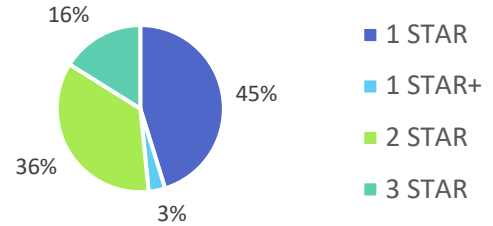
4.3% of children whose parents work receive child care paid for by OKDHS subsidy.
n/a: no facilities operate in the county, - no data reported for county

EARLY EDUCATION

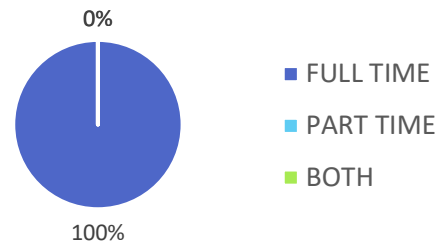
AGE	4 YEAR OLD PRE-KINDERGARTEN		KINDERGARTEN	
	½ DAY	FULL DAY	½ DAY	FULL DAY
# OF SITES	4	9	0	12
# ENROLLED	155	546	0	1,032

59.0% of 4 year olds are enrolled in a full or part day Pre-K program.
92.0% of 5 year olds are enrolled in a full or part day Kindergarten program.

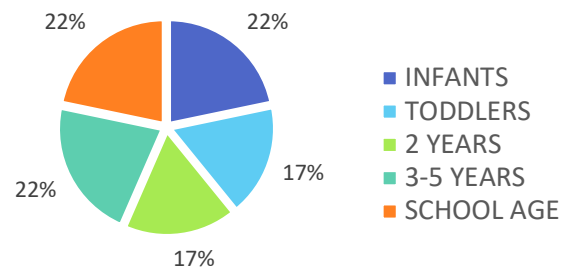
QUALITY: STAR RATINGS FOR CHILD CARE FACILITIES



AMOUNT OF CARE SOUGHT



AGES FOR WHOM CARE IS SOUGHT



NON-TRADITIONAL SCHEDULES SOUGHT

