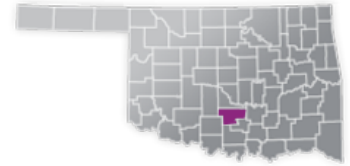




## GARVIN COUNTY

COUNTY SEAT:  
PAULS VALLEY

QUALITY RANK: 62



### NEED: CHILDREN NEEDING CARE WHILE PARENTS WORK

AGE	CHILD POPULATION	CHILDREN WITH WORKING PARENTS	
	NUMBER	NUMBER	PERCENT
0-5	2,195	1,226	55.9%
6-12	2,672	1,842	68.9%
0-12	4,867	3,068	63.0%

### AVAILABILITY: LICENSED CHILD CARE

	NUMBER OF FACILITIES	TOTAL CAPACITY	DHS SUBSIDY
COUNTY TOTAL	26	336	n/a
CENTERS	n/a	n/a	n/a
HOMES	n/a	n/a	n/a

### AFFORDABILITY: CHILD CARE COST

CENTERS AVERAGE FULL-TIME WEEKLY		HOMES AVERAGE FULL-TIME WEEKLY	
UNDER 1	\$145.00	UNDER 1	\$120.22
1 YEAR	\$128.33	1 YEAR	\$118.13
2 YEARS	\$118.33	2 YEARS	\$116.25
3 YEARS	\$118.33	3 YEARS	\$116.25
4-5 YEARS	\$113.33	4-5 YEARS	\$115.87
KINDERGARTEN+	\$113.33	KINDERGARTEN+	\$112.00

5.5% of children whose parents work receive child care paid for by OKDHS subsidy.

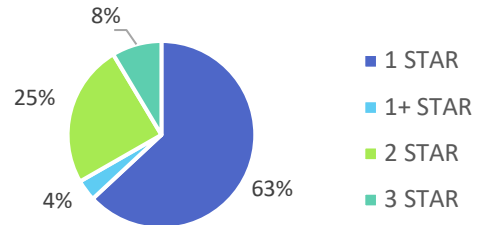
n/a: no facilities operate in the county, - no data reported for county

### EARLY EDUCATION

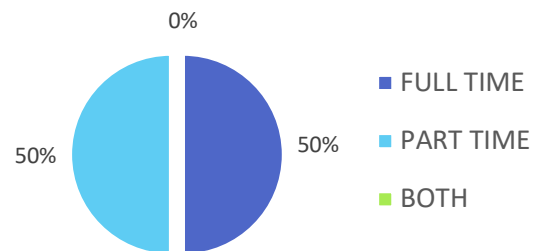
AGE	4 YEAR OLD PRE-KINDERGARTEN		KINDERGARTEN	
	½ DAY	FULL DAY	½ DAY	FULL DAY
# OF SITES	1	8	0	8
# ENROLLED	3	356	0	385

91% of 4 year-olds are enrolled in a full or part day Pre-K program.  
100% of 5 year-olds are enrolled in a full or part day Kindergarten program.

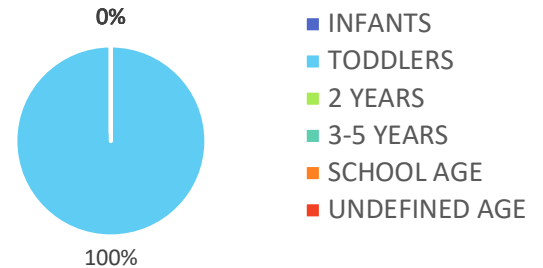
### QUALITY: STAR RATINGS FOR CHILD CARE FACILITIES



### AMOUNT OF CARE SOUGHT



### AGES FOR WHOM CARE IS SOUGHT



### NON-TRADITIONAL SCHEDULES SOUGHT

