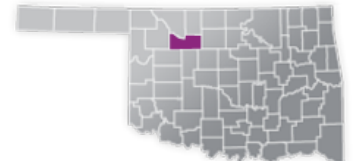




MAJOR COUNTY

COUNTY SEAT: FAIRVIEW

QUALITY RANK: 39



NEED: CHILDREN NEEDING CARE WHILE PARENTS WORK

AGE	CHILD POPULATION	CHILDREN WITH WORKING PARENTS	
	NUMBER	NUMBER	PERCENT
0-5	590	265	44.9%
6-12	660	285	43.2%
0-12	1,250	550	44.0%

AVAILABILITY: LICENSED CHILD CARE

	NUMBER OF FACILITIES	TOTAL CAPACITY	DHS SUBSIDY
COUNTY TOTAL	7	216	n/a
CENTERS	n/a	n/a	n/a
HOMES	n/a	n/a	n/a

AFFORDABILITY: CHILD CARE COST

CENTERS AVERAGE FULL-TIME WEEKLY		HOMES AVERAGE FULL-TIME WEEKLY	
UNDER 1	\$142.50	UNDER 1	\$111.25
1 YEAR	\$135.00	1 YEAR	\$111.25
2 YEARS	\$128.75	2 YEARS	\$108.75
3 YEARS	\$121.25	3 YEARS	\$108.75
4-5 YEARS	\$116.25	4-5 YEARS	\$108.75
KINDERGARTEN+	-	KINDERGARTEN+	\$150.00

6.4% of children whose parents work receive child care paid for by OKDHS subsidy.

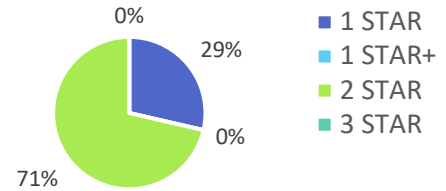
n/a: no facilities operate in the county, - no data reported for county

EARLY EDUCATION

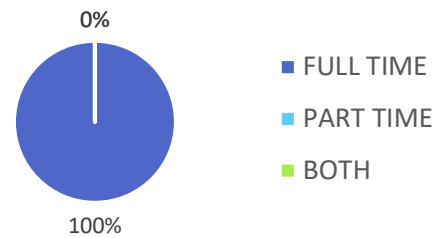
AGE	4 YEAR OLD PRE-KINDERGARTEN		KINDERGARTEN	
	½ DAY	FULL DAY	½ DAY	FULL DAY
# OF SITES	2	3	1	4
# ENROLLED	45	50	13	127

95.0% of 4 year olds are enrolled in a full or part day Pre-K program.
150.5% of 5 year olds are enrolled in a full or part day Kindergarten program.

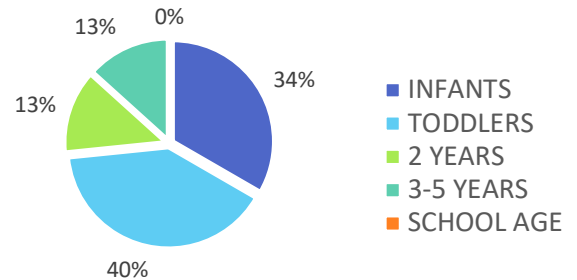
QUALITY: STAR RATINGS FOR CHILD CARE FACILITIES



AMOUNT OF CARE SOUGHT



AGES FOR WHOM CARE IS SOUGHT



NON-TRADITIONAL SCHEDULES SOUGHT

