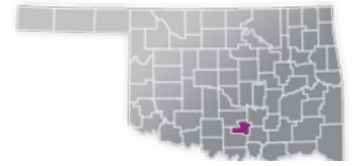


## MURRAY COUNTY

COUNTY SEAT: SULPHUR

QUALITY RANK: 32



### NEED: CHILDREN NEEDING CARE WHILE PARENTS WORK

| AGE  | CHILD POPULATION | CHILDREN WITH WORKING PARENTS |         |
|------|------------------|-------------------------------|---------|
|      | NUMBER           | NUMBER                        | PERCENT |
| 0-5  | 1,009            | 711                           | 70.5%   |
| 6-12 | 1,262            | 774                           | 61.3%   |
| 0-12 | 2,271            | 1,485                         | 65.4%   |

### AVAILABILITY: LICENSED CHILD CARE

|              | NUMBER OF FACILITIES | TOTAL CAPACITY | DHS SUBSIDY |
|--------------|----------------------|----------------|-------------|
| COUNTY TOTAL | 9                    | 126            | n/a         |
| CENTERS      | n/a                  | n/a            | n/a         |
| HOMES        | n/a                  | n/a            | n/a         |

### AFFORDABILITY: CHILD CARE COST

| CENTERS<br>AVERAGE FULL-TIME WEEKLY |          | HOMES<br>AVERAGE FULL-TIME WEEKLY |          |
|-------------------------------------|----------|-----------------------------------|----------|
| UNDER 1                             | \$175.00 | UNDER 1                           | \$118.33 |
| 1 YEAR                              | \$165.00 | 1 YEAR                            | \$117.78 |
| 2 YEARS                             | \$140.00 | 2 YEARS                           | \$117.78 |
| 3 YEARS                             | \$140.00 | 3 YEARS                           | \$117.78 |
| 4-5 YEARS                           | \$115.00 | 4-5 YEARS                         | \$120.00 |
| KINDERGARTEN+                       | \$90.00  | KINDERGARTEN+                     | \$123.33 |

2.0% of children whose parents work receive child care paid for by OKDHS subsidy.

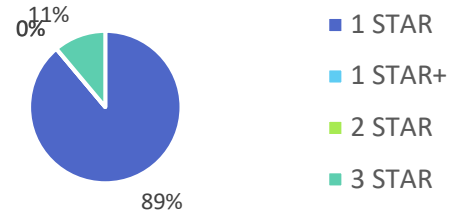
n/a: no facilities operate in the county, - no data reported for county

### EARLY EDUCATION

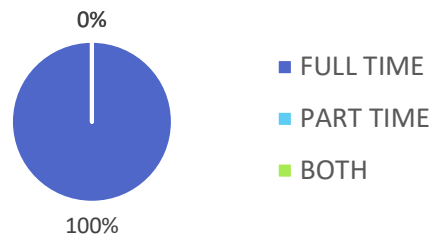
| AGE        | 4 YEAR OLD<br>PRE-KINDERGARTEN |          | KINDERGARTEN |          |
|------------|--------------------------------|----------|--------------|----------|
|            | ½ DAY                          | FULL DAY | ½ DAY        | FULL DAY |
| # OF SITES | 0                              | 3        | 0            | 3        |
| # ENROLLED | 0                              | 173      | 0            | 178      |

84.8% of 4 year olds are enrolled in a full or part day Pre-K program.  
103.5% of 5 year olds are enrolled in a full or part day Kindergarten program.

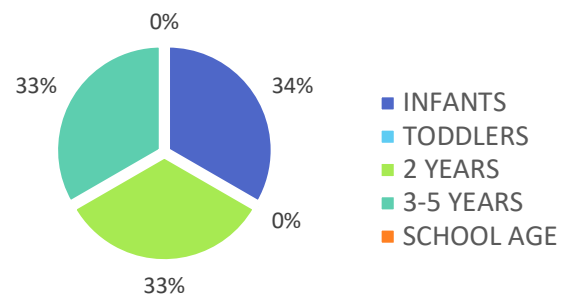
### QUALITY: STAR RATINGS FOR CHILD CARE FACILITIES



### AMOUNT OF CARE SOUGHT



### AGES FOR WHOM CARE IS SOUGHT



### NON-TRADITIONAL SCHEDULES SOUGHT

