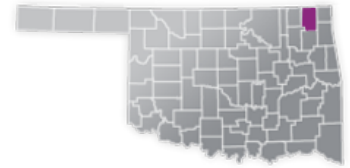




CREEK COUNTY

COUNTY SEAT:
SAPULPA

QUALITY RANK: 43



NEED: CHILDREN NEEDING CARE WHILE PARENTS WORK

AGE	CHILD POPULATION	CHILDREN WITH WORKING PARENTS	
	NUMBER	NUMBER	PERCENT
0-5	4,980	2,996	60.2%
6-12	6,926	4,495	64.9%
0-12	11,906	7,491	62.9%

AVAILABILITY: LICENSED CHILD CARE

	NUMBER OF FACILITIES	TOTAL CAPACITY	DHS SUBSIDY
COUNTY TOTAL	31	911	n/a
CENTERS	n/a	n/a	n/a
HOMES	n/a	n/a	n/a

AFFORDABILITY: CHILD CARE COST

CENTERS AVERAGE FULL-TIME WEEKLY		HOMES AVERAGE FULL-TIME WEEKLY	
UNDER 1	\$153.00	UNDER 1	\$127.33
1 YEAR	\$140.83	1 YEAR	\$122.67
2 YEARS	\$135.00	2 YEARS	\$119.67
3 YEARS	\$126.67	3 YEARS	\$118.67
4-5 YEARS	\$112.69	4-5 YEARS	\$118.33
KINDERGARTEN+	\$102.50	KINDERGARTEN+	\$114.23

5.5% of children whose parents work receive child care paid for by OKDHS subsidy.

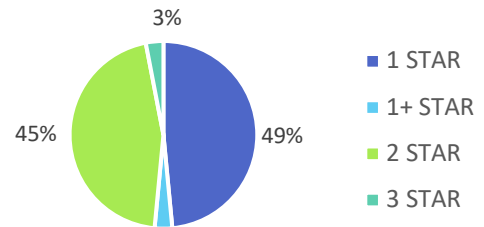
n/a: no facilities operate in the county, - no data reported for county

EARLY EDUCATION

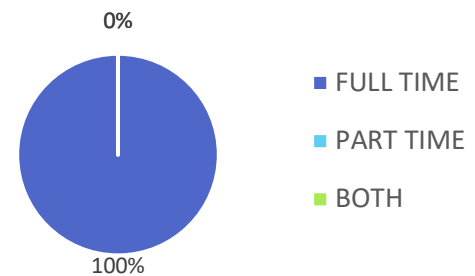
AGE	4 YEAR OLD PRE-KINDERGARTEN		KINDERGARTEN	
	½ DAY	FULL DAY	½ DAY	FULL DAY
# OF SITES	0	17	0	17
# ENROLLED	0	1,492	0	977

91% of 4 year-olds are enrolled in a full or part day Pre-K program.
100% of 5 year-olds are enrolled in a full or part day Kindergarten program.

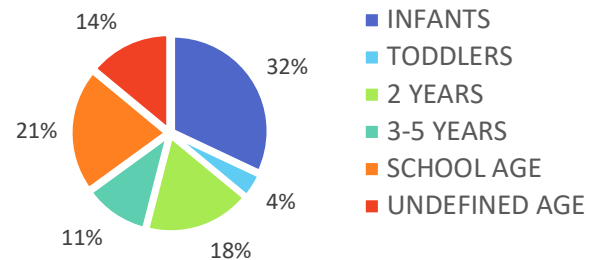
QUALITY: STAR RATINGS FOR CHILD CARE FACILITIES



AMOUNT OF CARE SOUGHT



AGES FOR WHOM CARE IS SOUGHT



NON-TRADITIONAL SCHEDULES SOUGHT

