



## CREEK COUNTY

COUNTY SEAT: SAPULPA

QUALITY RANK: 35



### NEED: CHILDREN NEEDING CARE WHILE PARENTS WORK

| AGE  | CHILD POPULATION | CHILDREN WITH WORKING PARENTS |         |
|------|------------------|-------------------------------|---------|
|      | NUMBER           | NUMBER                        | PERCENT |
| 0-5  | 4,980            | 2,952                         | 59.3%   |
| 6-12 | 6,926            | 4,520                         | 65.3%   |
| 0-12 | 11,906           | 7,472                         | 62.8%   |

### AVAILABILITY: LICENSED CHILD CARE

|              | NUMBER OF FACILITIES | TOTAL CAPACITY | DHS SUBSIDY |
|--------------|----------------------|----------------|-------------|
| COUNTY TOTAL | 47                   | 1,580          | 48.9%       |
| CENTERS      | 25                   | 1,398          | 64%         |
| HOMES        | 22                   | 182            | 31.8%       |

### AFFORDABILITY: CHILD CARE COST

| CENTERS<br>AVERAGE FULL-TIME WEEKLY |          | HOMES<br>AVERAGE FULL-TIME WEEKLY |          |
|-------------------------------------|----------|-----------------------------------|----------|
| UNDER 1                             | \$140.29 | UNDER 1                           | \$126.44 |
| 1 YEAR                              | \$135.29 | 1 YEAR                            | \$129.17 |
| 2 YEARS                             | \$128.44 | 2 YEARS                           | \$133    |
| 3 YEARS                             | \$124.32 | 3 YEARS                           | \$121.42 |
| 4-5 YEARS                           | \$117.65 | 4-5 YEARS                         | \$118.53 |
| KINDERGARTEN+                       | \$126.44 | KINDERGARTEN+                     | 4114.92  |

5.4% of children whose parents work receive child care paid for by OKDHS subsidy.

n/a: no facilities operate in the county, - no data reported for county

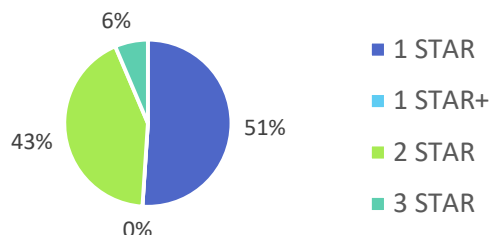
### EARLY EDUCATION

| AGE        | 4 YEAR OLD<br>PRE-KINDERGARTEN |          | KINDERGARTEN |          |
|------------|--------------------------------|----------|--------------|----------|
|            | ½ DAY                          | FULL DAY | ½ DAY        | FULL DAY |
| # OF SITES | 0                              | 17       | 0            | 17       |
| # ENROLLED | 0                              | 722      | 0            | 870      |

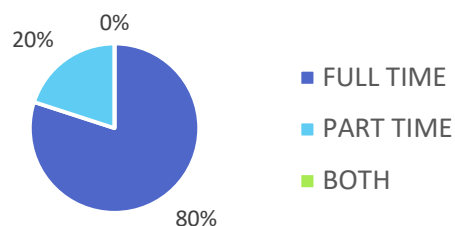
81.4% of 4 year olds are enrolled in a full or part day Pre-K program.

100.0% of 5 year olds are enrolled in a full or part day Kindergarten program.

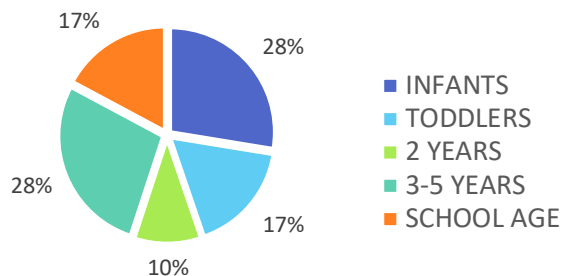
### QUALITY: STAR RATINGS FOR CHILD CARE FACILITIES



### AMOUNT OF CARE SOUGHT



### AGES FOR WHOM CARE IS SOUGHT



### NON-TRADITIONAL SCHEDULES SOUGHT

