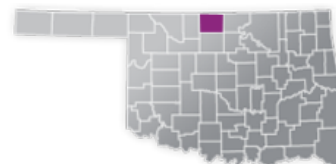




GRANT COUNTY

COUNTY SEAT: MEDFORD

QUALITY RANK: 49



NEED: CHILDREN NEEDING CARE WHILE PARENTS WORK

AGE	CHILD POPULATION	CHILDREN WITH WORKING PARENTS	
	NUMBER	NUMBER	PERCENT
0-5	340	214	62.9%
6-12	411	313	76%
0-12	751	527	70.1%

AVAILABILITY: LICENSED CHILD CARE

	NUMBER OF FACILITIES	TOTAL CAPACITY	DHS SUBSIDY
COUNTY TOTAL	3	22	0%
CENTERS	1	8	0%
HOMES	2	14	0%

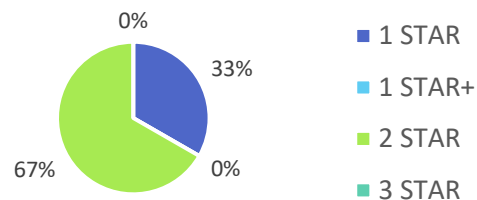
AFFORDABILITY: CHILD CARE COST

CENTERS AVERAGE FULL-TIME WEEKLY		HOMES AVERAGE FULL-TIME WEEKLY	
UNDER 1	-	UNDER 1	\$103.93
1 YEAR	-	1 YEAR	\$111.10
2 YEARS	-	2 YEARS	\$114.06
3 YEARS	-	3 YEARS	\$105.38
4-5 YEARS	-	4-5 YEARS	\$105.38
KINDERGARTEN+	-	KINDERGARTEN+	\$60.00
7.2% of children whose parents work receive child care paid for by OKDHS subsidy.			
n/a: no facilities operate in the county, - no data reported for county			

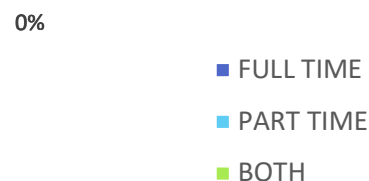
EARLY EDUCATION

AGE	4 YEAR OLD PRE-KINDERGARTEN		KINDERGARTEN	
	½ DAY	FULL DAY	½ DAY	FULL DAY
# OF SITES	0	3	0	3
# ENROLLED	0	58	0	59
81.4% of 4 year olds are enrolled in a full or part day Pre-K program. 100.0% of 5 year olds are enrolled in a full or part day Kindergarten program.				

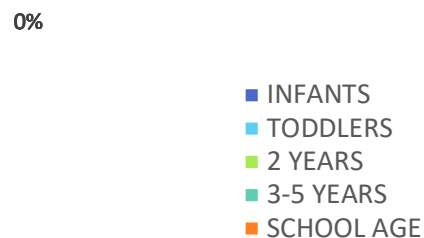
QUALITY: STAR RATINGS FOR CHILD CARE FACILITIES



AMOUNT OF CARE SOUGHT



AGES FOR WHOM CARE IS SOUGHT



NON-TRADITIONAL SCHEDULES SOUGHT

