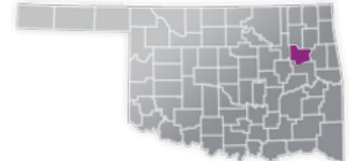




## WAGONER COUNTY

COUNTY SEAT: WAGONER

QUALITY RANK: 21



### NEED: CHILDREN NEEDING CARE WHILE PARENTS WORK

AGE	CHILD POPULATION	CHILDREN WITH WORKING PARENTS	
	NUMBER	NUMBER	PERCENT
0-5	5,526	3,762	68.1%
6-12	7,834	5,564	71.0%
0-12	13,360	9,326	69.8%

### AVAILABILITY: LICENSED CHILD CARE

	NUMBER OF FACILITIES	TOTAL CAPACITY	DHS SUBSIDY
COUNTY TOTAL	38	1,022	n/a
CENTERS	n/a	n/a	n/a
HOMES	n/a	n/a	n/a

### AFFORDABILITY: CHILD CARE COST

CENTERS AVERAGE FULL-TIME WEEKLY		HOMES AVERAGE FULL-TIME WEEKLY	
UNDER 1	\$185.71	UNDER 1	\$145.43
1 YEAR	\$168.57	1 YEAR	\$135.43
2 YEARS	\$160.00	2 YEARS	\$136.24
3 YEARS	\$148.57	3 YEARS	\$133.57
4-5 YEARS	\$140.71	4-5 YEARS	\$123.16
KINDERGARTEN+	\$96.88	KINDERGARTEN+	\$114.88

3.2% of children whose parents work receive child care paid for by OKDHS subsidy.

n/a: no facilities operate in the county, - no data reported for county

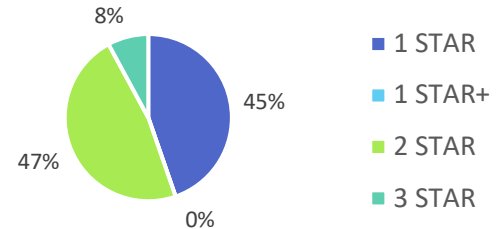
### EARLY EDUCATION

AGE	4 YEAR OLD PRE-KINDERGARTEN		KINDERGARTEN	
	½ DAY	FULL DAY	½ DAY	FULL DAY
# OF SITES	0	6	0	6
# ENROLLED	0	372	0	491

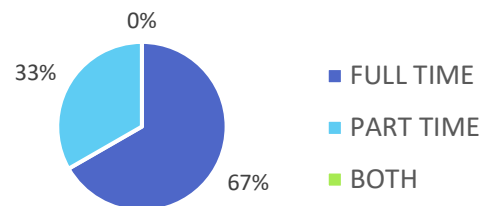
35.1% of 4 year-olds are enrolled in a full or part day Pre-K program.

42.8% of 5 year-olds are enrolled in a full or part day Kindergarten program.

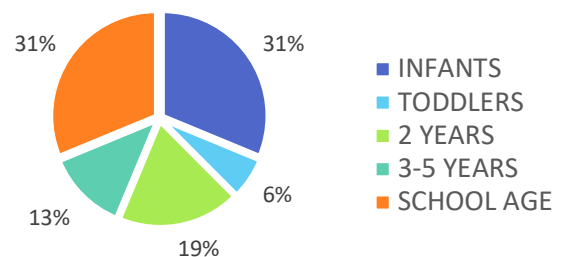
### QUALITY: STAR RATINGS FOR CHILD CARE FACILITIES



### AMOUNT OF CARE SOUGHT



### AGES FOR WHOM CARE IS SOUGHT



### NON-TRADITIONAL SCHEDULES SOUGHT

