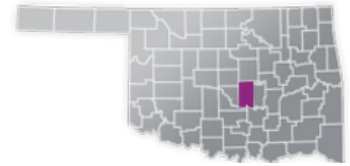




POTTAWATOMIE COUNTY

COUNTY SEAT: SHAWNEE

QUALITY RANK: 10



NEED: CHILDREN NEEDING CARE WHILE PARENTS WORK

AGE	CHILD POPULATION	CHILDREN WITH WORKING PARENTS	
	NUMBER	NUMBER	PERCENT
0-5	5,034	3,112	61.8%
6-12	6,843	4,701	68.7%
0-12	11,877	7,813	65.8%

AVAILABILITY: LICENSED CHILD CARE

	NUMBER OF FACILITIES	TOTAL CAPACITY	DHS SUBSIDY
COUNTY TOTAL	20	939	n/a
CENTERS	n/a	n/a	n/a
HOMES	n/a	n/a	n/a

AFFORDABILITY: CHILD CARE COST

CENTERS AVERAGE FULL-TIME WEEKLY		HOMES AVERAGE FULL-TIME WEEKLY	
UNDER 1	\$150.10	UNDER 1	\$148.75
1 YEAR	\$141.02	1 YEAR	\$136.38
2 YEARS	\$131.83	2 YEARS	\$131.25
3 YEARS	\$128.37	3 YEARS	\$131.59
4-5 YEARS	\$115.02	4-5 YEARS	\$128.25
KINDERGARTEN+	\$102.92	KINDERGARTEN+	\$111.79

5.4% of children whose parents work receive child care paid for by OKDHS subsidy.

n/a: no facilities operate in the county, - no data reported for county

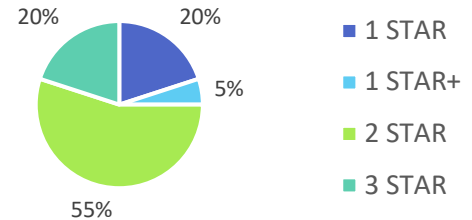
EARLY EDUCATION

AGE	4 YEAR OLD PRE-KINDERGARTEN		KINDERGARTEN	
	½ DAY	FULL DAY	½ DAY	FULL DAY
# OF SITES	0	14	0	15
# ENROLLED	0	771	0	923

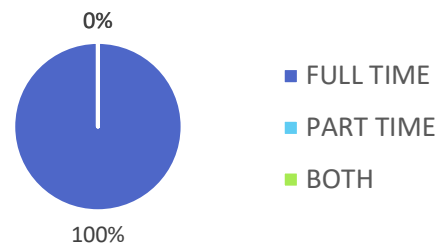
79.2% of 4 year olds are enrolled in a full or part day Pre-K program.

97.4% of 5 year olds are enrolled in a full or part day Kindergarten program.

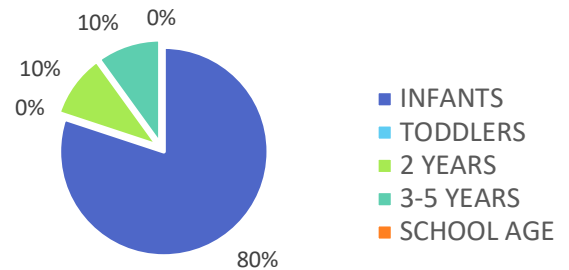
QUALITY: STAR RATINGS FOR CHILD CARE FACILITIES



AMOUNT OF CARE SOUGHT



AGES FOR WHOM CARE IS SOUGHT



NON-TRADITIONAL SCHEDULES SOUGHT

