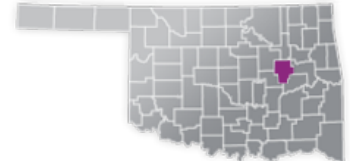




OKMULGEE COUNTY

COUNTY SEAT: OKMULGEE

QUALITY RANK: 37



NEED: CHILDREN NEEDING CARE WHILE PARENTS WORK

AGE	CHILD POPULATION	CHILDREN WITH WORKING PARENTS	
	NUMBER	NUMBER	PERCENT
0-5	2,877	1,746	60.7%
6-12	3,911	2,742	70.1%
0-12	6,788	4,488	66.1%

AVAILABILITY: LICENSED CHILD CARE

	NUMBER OF FACILITIES	TOTAL CAPACITY	DHS SUBSIDY
COUNTY TOTAL	20	583	n/a
CENTERS	n/a	n/a	n/a
HOMES	n/a	n/a	n/a

AFFORDABILITY: CHILD CARE COST

CENTERS AVERAGE FULL-TIME WEEKLY		HOMES AVERAGE FULL-TIME WEEKLY	
UNDER 1	\$164.00	UNDER 1	\$130.71
1 YEAR	\$147.80	1 YEAR	\$128.50
2 YEARS	\$141.55	2 YEARS	\$120.36
3 YEARS	\$133.15	3 YEARS	\$115.71
4-5 YEARS	\$122.10	4-5 YEARS	\$107.79
KINDERGARTEN+	\$110.11	KINDERGARTEN+	\$97.42

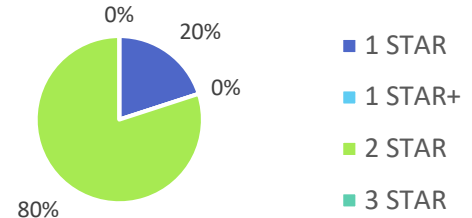
5.4% of children whose parents work receive child care paid for by OKDHS subsidy.
n/a: no facilities operate in the county, - no data reported for county

EARLY EDUCATION

AGE	4 YEAR OLD PRE-KINDERGARTEN		KINDERGARTEN	
	½ DAY	FULL DAY	½ DAY	FULL DAY
# OF SITES	1	9	0	9
# ENROLLED	1	389	0	462

69.1% of 4 year olds are enrolled in a full or part day Pre-K program.
84.8% of 5 year olds are enrolled in a full or part day Kindergarten program.

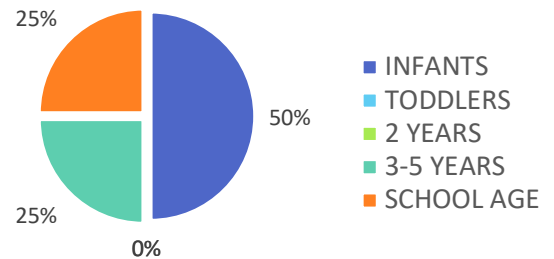
QUALITY: STAR RATINGS FOR CHILD CARE FACILITIES



AMOUNT OF CARE SOUGHT



AGES FOR WHOM CARE IS SOUGHT



NON-TRADITIONAL SCHEDULES SOUGHT

