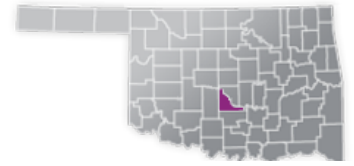




McCLAIN COUNTY

COUNTY SEAT: PURCELL

QUALITY RANK: 44



NEED: CHILDREN NEEDING CARE WHILE PARENTS WORK

AGE	CHILD POPULATION	CHILDREN WITH WORKING PARENTS	
	NUMBER	NUMBER	PERCENT
0-5	2,805	1,677	59.8%
6-12	3,630	2,539	69.9%
0-12	6,435	4,216	65.5%

AVAILABILITY: LICENSED CHILD CARE

	NUMBER OF FACILITIES	TOTAL CAPACITY	DHS SUBSIDY
COUNTY TOTAL	20	822	n/a
CENTERS	n/a	n/a	n/a
HOMES	n/a	n/a	n/a

AFFORDABILITY: CHILD CARE COST

CENTERS AVERAGE FULL-TIME WEEKLY		HOMES AVERAGE FULL-TIME WEEKLY	
UNDER 1	\$170.50	UNDER 1	\$152.50
1 YEAR	\$161.00	1 YEAR	\$146.67
2 YEARS	\$145.90	2 YEARS	\$141.67
3 YEARS	\$132.18	3 YEARS	\$141.67
4-5 YEARS	\$121.58	4-5 YEARS	\$140.00
KINDERGARTEN+	\$110.82	KINDERGARTEN+	\$126.25

5.5% of children whose parents work receive child care paid for by OKDHS subsidy.

n/a: no facilities operate in the county, - no data reported for county

EARLY EDUCATION

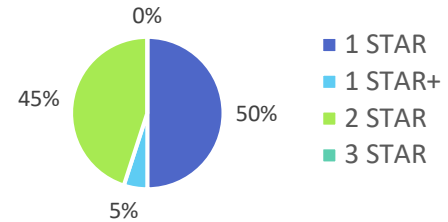
AGE	4 YEAR OLD PRE-KINDERGARTEN		KINDERGARTEN	
	½ DAY	FULL DAY	½ DAY	FULL DAY
# OF SITES	1	5	0	6
# ENROLLED	32	373	0	626

84.6% of 4 year olds are enrolled in a full or part day Pre-K program.

114.7% of 5 year olds are enrolled in a full or part day Kindergarten program.

QUALITY:

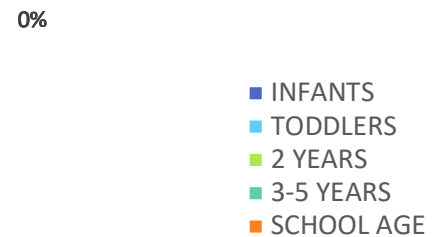
STAR RATINGS FOR CHILD CARE FACILITIES



AMOUNT OF CARE SOUGHT



AGES FOR WHOM CARE IS SOUGHT



NON-TRADITIONAL SCHEDULES SOUGHT

