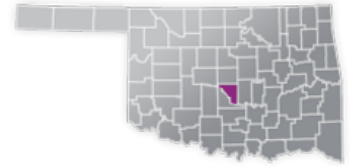




CLEVELAND COUNTY

COUNTY SEAT:
NORMAN

QUALITY RANK: 38



NEED: CHILDREN NEEDING CARE WHILE PARENTS WORK

AGE	CHILD POPULATION	CHILDREN WITH WORKING PARENTS	
	NUMBER	NUMBER	PERCENT
0-5	18,539	12,046	65%
6-12	23,264	16,820	72.3%
0-12	41,803	28,866	69.1%

AVAILABILITY: LICENSED CHILD CARE

	NUMBER OF FACILITIES	TOTAL CAPACITY	DHS SUBSIDY
COUNTY TOTAL	189	8,387	n/a
CENTERS	n/a	n/a	n/a
HOMES	n/a	n/a	n/a

AFFORDABILITY: CHILD CARE COST

CENTERS AVERAGE FULL-TIME WEEKLY		HOMES AVERAGE FULL-TIME WEEKLY	
UNDER 1	\$194.84	UNDER 1	\$145.74
1 YEAR	\$177.23	1 YEAR	\$144.67
2 YEARS	\$168.93	2 YEARS	\$141.74
3 YEARS	\$160.43	3 YEARS	\$140.50
4-5 YEARS	\$138.64	4-5 YEARS	\$135.47
KINDERGARTEN+	\$118.86	KINDERGARTEN+	\$128.78

5.5% of children whose parents work receive child care paid for by OKDHS subsidy.

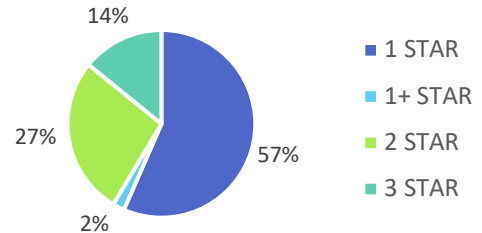
n/a: no facilities operate in the county, - no data reported for county

EARLY EDUCATION

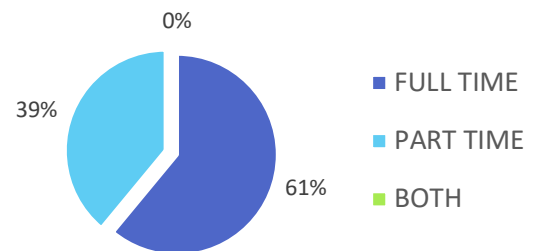
AGE	4 YEAR OLD PRE-KINDERGARTEN		KINDERGARTEN	
	½ DAY	FULL DAY	½ DAY	FULL DAY
# OF SITES	22	36	15	46
# ENROLLED	1,188	930	43	3,462

91% of 4 year-olds are enrolled in a full or part day Pre-K program.
100% of 5 year-olds are enrolled in a full or part day Kindergarten program.

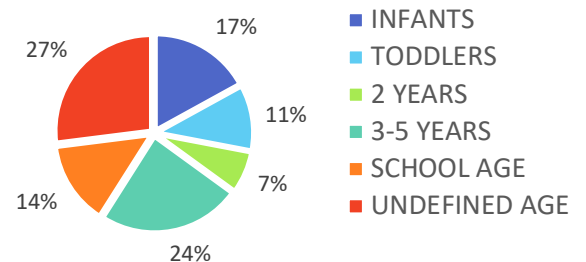
QUALITY: STAR RATINGS FOR CHILD CARE FACILITIES



AMOUNT OF CARE SOUGHT



AGES FOR WHOM CARE IS SOUGHT



NON-TRADITIONAL SCHEDULES SOUGHT

