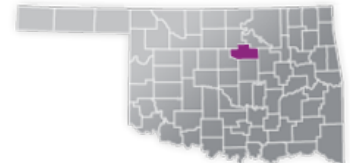




PAYNE COUNTY

COUNTY SEAT:
STILLWATER

QUALITY RANK: 6



NEED: CHILDREN NEEDING CARE WHILE PARENTS WORK

AGE	CHILD POPULATION	CHILDREN WITH WORKING PARENTS	
	NUMBER	NUMBER	PERCENT
0-5	5,265	2,896	55.0%
6-12	5,653	3,802	67.3%
0-12	10,918	6,698	61.3%

AVAILABILITY: LICENSED CHILD CARE

	NUMBER OF FACILITIES	TOTAL CAPACITY	DHS SUBSIDY
COUNTY TOTAL	28	1,200	n/a
CENTERS	n/a	n/a	n/a
HOMES	n/a	n/a	n/a

AFFORDABILITY: CHILD CARE COST

CENTERS AVERAGE FULL-TIME WEEKLY		HOMES AVERAGE FULL-TIME WEEKLY	
UNDER 1	\$173.68	UNDER 1	\$148.13
1 YEAR	\$167.44	1 YEAR	\$140.63
2 YEARS	\$155.55	2 YEARS	\$135.94
3 YEARS	\$146.51	3 YEARS	\$132.19
4-5 YEARS	\$134.26	4-5 YEARS	\$131.43
KINDERGARTEN+	\$117.20	KINDERGARTEN+	\$126.82

6.1% of children whose parents work receive child care paid for by OKDHS subsidy.

n/a: no facilities operate in the county, - no data reported for county

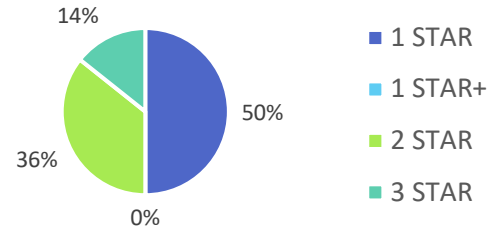
EARLY EDUCATION

AGE	4 YEAR OLD PRE-KINDERGARTEN		KINDERGARTEN	
	½ DAY	FULL DAY	½ DAY	FULL DAY
# OF SITES	3	12	0	12
# ENROLLED	8	692	0	800

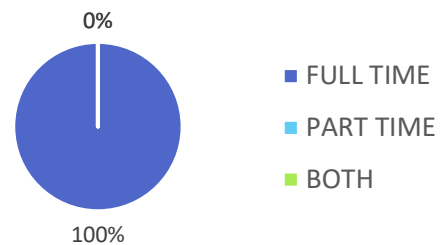
75.9% of 4 year olds are enrolled in a full or part day Pre-K program.

94.0% of 5 year olds are enrolled in a full or part day Kindergarten program.

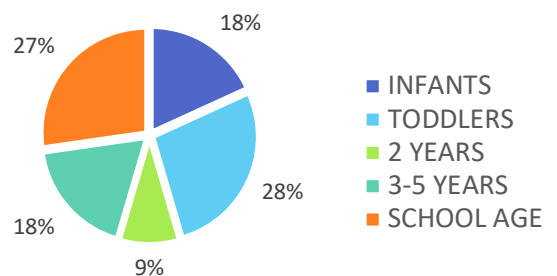
QUALITY: STAR RATINGS FOR CHILD CARE FACILITIES



AMOUNT OF CARE SOUGHT



AGES FOR WHOM CARE IS SOUGHT



NON-TRADITIONAL SCHEDULES SOUGHT

