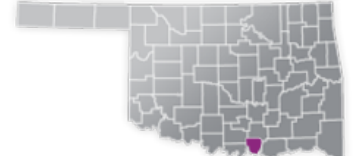




## MARSHALL COUNTY

COUNTY SEAT: MADILL

QUALITY RANK: 35



### NEED: CHILDREN NEEDING CARE WHILE PARENTS WORK

AGE	CHILD POPULATION	CHILDREN WITH WORKING PARENTS	
	NUMBER	NUMBER	PERCENT
0-5	1,089	640	58.8%
6-12	1,454	944	64.9%
0-12	2,543	1,584	62.3%

### AVAILABILITY: LICENSED CHILD CARE

	NUMBER OF FACILITIES	TOTAL CAPACITY	DHS SUBSIDY
COUNTY TOTAL	2	105	n/a
CENTERS	n/a	n/a	n/a
HOMES	n/a	n/a	n/a

### AFFORDABILITY: CHILD CARE COST

CENTERS AVERAGE FULL-TIME WEEKLY		HOMES AVERAGE FULL-TIME WEEKLY	
UNDER 1	\$140.00	UNDER 1	\$60.00
1 YEAR	\$135.00	1 YEAR	\$60.00
2 YEARS	\$125.00	2 YEARS	\$60.00
3 YEARS	\$135.00	3 YEARS	\$60.00
4-5 YEARS	\$135.00	4-5 YEARS	\$60.00
KINDERGARTEN+	\$135.00	KINDERGARTEN+	-

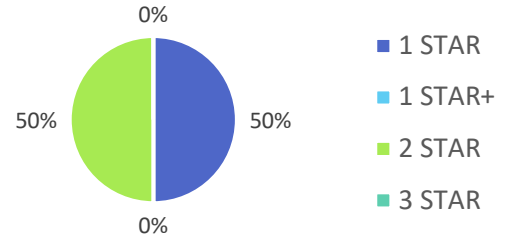
3.1% of children whose parents work receive child care paid for by OKDHS subsidy.  
n/a: no facilities operate in the county, - no data reported for county

### EARLY EDUCATION

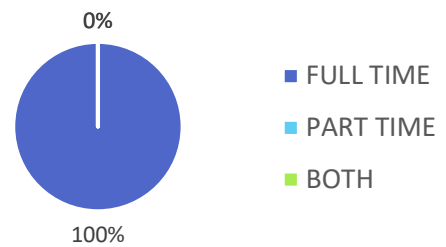
AGE	4 YEAR OLD PRE-KINDERGARTEN		KINDERGARTEN	
	½ DAY	FULL DAY	½ DAY	FULL DAY
# OF SITES	0	2	0	2
# ENROLLED	0	157	0	233

75.5% of 4 year olds are enrolled in a full or part day Pre-K program.  
114.2% of 5 year olds are enrolled in a full or part day Kindergarten program.

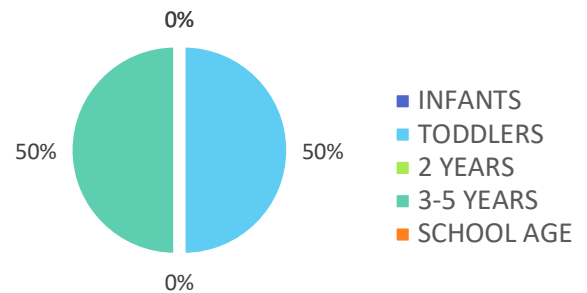
### QUALITY: STAR RATINGS FOR CHILD CARE FACILITIES



### AMOUNT OF CARE SOUGHT



### AGES FOR WHOM CARE IS SOUGHT



### NON-TRADITIONAL SCHEDULES SOUGHT

